



BOSTON
ARCHITECTURAL
COLLEGE

STUDENT EMPLOYMENT SURVEY

2016

Introduction

This report analyzes the employment status of students actively enrolled as of April 2016 in one of the BAC's undergraduate or graduate degree programs in architecture, interior architecture, and landscape architecture. Included is data relevant to sources of employment, compensation and benefits, areas of experience, and demographics. A list of employers is also included at the end of the report.

Methodology

Employer information was gathered primarily through the Practice Department's internal reporting system, which requires students to register their employment status each semester.

Additional information, including sources of employment, compensation and benefits, areas of experience, and demographics was gathered through an annual student employment survey distributed in March of 2016. The survey was sent through Google Forms to 540 currently enrolled degree students. A total of 218 students (40.3% of actively enrolled student population, excluding MDS, BDS, and non-degree students) completed the survey.

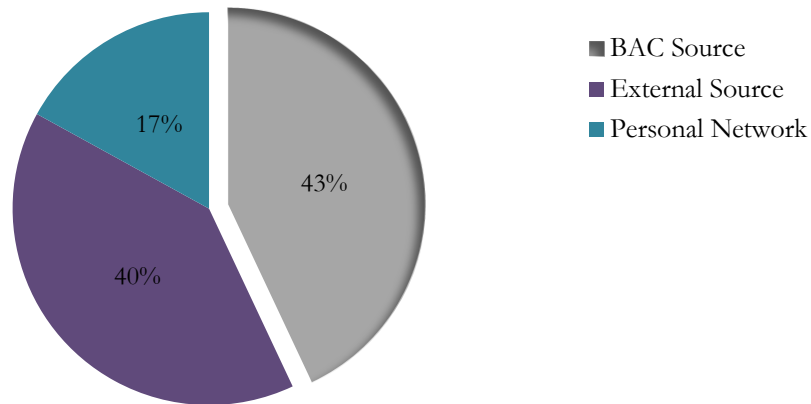
Purpose

The data collected by this survey is primarily used to provide prospective employers and current/prospective students with a snapshot of where matriculating BAC students acquire professional design experience, along with the average wages received by respondents from each discipline. Survey results are also used by the Practice Department to measure the impact of inter-network connections (such as the resources provided by the Practice Department and other BAC sources) on students actively seeking employment, and to assess possible ways of improving the quality of services provided by the department.

Source of Employment

Of respondents reporting employment, **43%** obtained their current job through a BAC source. Sources included: BAC Practice Lab, BAC Practice Networks, referrals from BAC students, alumni, faculty, or staff members.

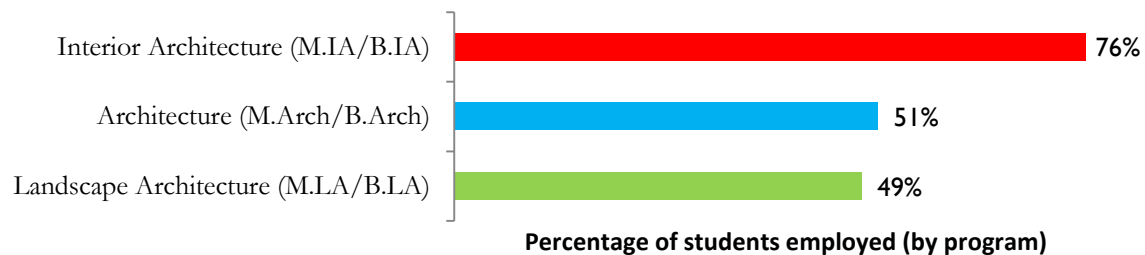
40% obtained employment through an outside source (external job board or cold call/application), and **17%** utilized their personal network to gain employment. **70.4%** of employed respondents reported having **at least one known BAC connection** (current student, alum, faculty member, or board member) in the workplace.



Employment Outcomes by Program

The employment outcomes are defined by the ratio of students who reported having some type of employment (full-time, part-time, or freelance) in a setting related to their degree to the total number of students enrolled in a degree program within the Schools of Architecture, Interior Architecture, and Landscape Architecture. **Note: Employment outcomes are based off data gathered from Spring 2016 Practice Registration submissions, and are not limited to the report sample population.**

Approximately **79%** of all students who are employed in a degree-related setting are working full-time.



Salary (while enrolled)

The average salaries according to Skill Level and Discipline are based on the responses of 160 students who reported working either full-time or part-time in a degree-related setting.

Skill Levels (1 – 8) are determined through evaluations with Practice Examiners – typically licensed design professionals – in which a student’s professional development, skills, and competencies are assessed. Refer to the following index for more information about Skill Level and Evaluation.

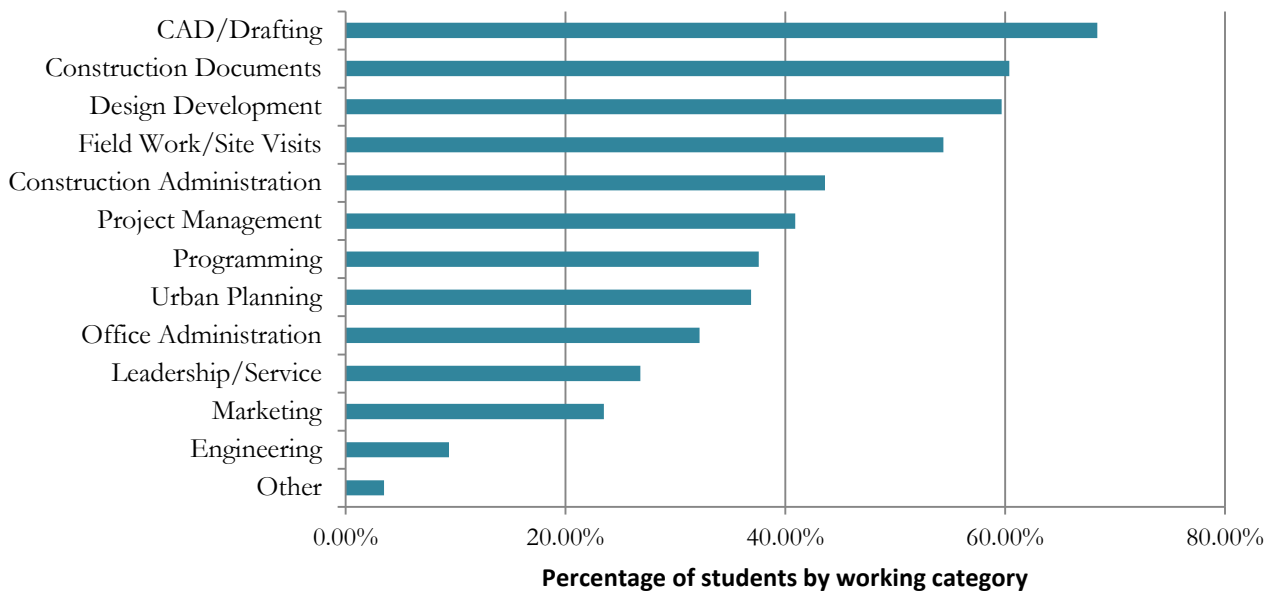
Salary by Skill Level (while enrolled)	
Skill Level	Mean Salary
1, 2, 3 (Beginner)	\$35,277
4, 5 (Intermediate)	\$38,480
6, 7, 8 (Advanced)	\$46,280
8+	\$51,563

Salary by Discipline (while enrolled)	
Program	Mean Salary
Architecture (M.Arch/B.Arch)	\$43,888
Interior Architecture (M.IA/B.IA)	\$36,400
Landscape Architecture (M.LA/B.LA)	\$36,400

For tips and best practices related to questions about salary, contact the Practice Department to speak with one of our knowledgeable staff. This is particularly recommended for students who are faced with discussing compensation matters that typically arise during the interview and hiring process.

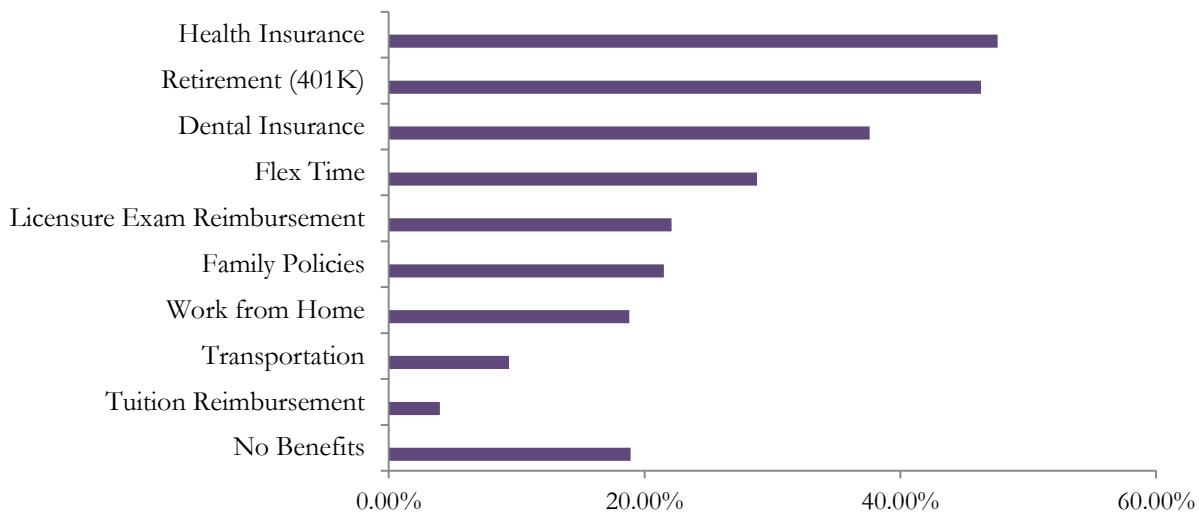
Areas of Experience

Areas of experience typically fall into one of several main categories (in compliance with licensure requirements). The top three areas in which respondents reported gaining professional design experience were: **CAD/Drafting** (68%), **Construction Documents** (60%), and **Design Development** (59%). Respondents were asked to select all areas that applied to their current position.



Benefits

In addition to paid wages, many students who are employed by design offices are entitled to receive standard employee benefits. **70%** of respondents employed in a degree-related setting reported enjoying at least one of the following benefits:



Demographics

Demographic information was obtained from enrollment reports (as of February 2016) provided by the Registrar Office.

Response by Gender		
	Report Sample	% Overall Population
Female	44.80%	44.60%
Male	34.40%	55.40%

Response by Country of Origin		
	Report Sample	% Overall Population
International	24.40%	23.50%
Domestic	45.00%	76.50%

Response by Ethnicity		
	Report Sample	% Overall Population
White/Caucasian	55.10%	45.40%
Black	32.30%	6.30%
Asian/Pacific Islander	33.70%	14.80%
Hispanic/Latino	45.70%	12.90%
Native American/Indian	100%	0.30%
Multi-Racial	5.80%	3.14%
Unknown	13%	17%

Partial List of Employers

Ahold USA
Anderson Porter Design
Architectural Consulting Group
Art Form Architecture
B&D Building and Remodeling
B.D. Nayak Architects & Planners
Berkeley House
BOB Architecture
Boehm Architecture
Brewster Thornton Group
Brickmoon Design
Brown & Bills Architects
Bruner/Cott
Buckley Associates
Carnemark
Catalano Architects
Caveney Architecture &
Construction
CBT Architects
Centrepoint Architects
CH Newton
City Development Consultants
Dario Designs
DCAMM
Dell Mitchell
Design Communications
Design Group 47
Dewing Schmid Kearns Architects
and Planners
DiMella Shaffer
DRA Architects
DREAM Collaborative, LLC
Elkus-Manfredi Architects
Ellenzweig
F. Schumacher
Gensler
Gienapp Design
Gorman Richardson Lewis
Architects
Gregory J. O'Conner Associates,
Inc.

Halliday Construction
Harrison Kornberg Architects
Haycon LLC
HB Communications
Heather Wells, Inc.
HGA Architects and Engineers
HMFH
Hresko Associates, Inc.
Innovative Collaborations
Isgenuity, LLC
Janet Echelman, Inc.
John Pilling Architect
Joseph Tatone & Associates
Judge Skelton Smith Architects
Julia Chuslo Architects
JZ Plumbing, Inc.
Kaestle Boos Associates
Kao Design Group
Khalsa Design Inc.
Kleinfelder
Klingstubbins
Kristine Irvine
LaBella Associates
Landon Bone Baker Architects
Lymo Construction
Marcus Laing Architect
MassDOT
Maugel Architects
MBTA
Meyer & Meyer Architects
Michael Kim Associates
Mitchell Gold + Bob Williams
New England Design &
Construction
Niemitz Design Group, Inc.
Partners by Design
Pascal Arquitectos
Pemberton Gardening Services
Perkins+Will
Phase Zero Design
Pionarch, LLC

Prellwitz Chilinski Associates
R.E. Dinneen
Ray Dunetz Landscape Architecture
Rob Bramhall Architects
Rockwell Homes
Rojas Design, Inc.
Russo Development
Sasaki Associates
Saul Rosenberg
Schwartz/Silver Architects
Shepley Bulfinch
Silverman Trykowski Associates
SiteCreative Landscape Architecture
SKW Architects
Spagnolo and Gisness
Stantec (formerly ADD, Inc.)
Steffian Bradley Architects
Studio 26 and Associates
StudioMLA Architects
studioTROIKA
STV Inc.
Taniya Nayak Design LLC
Tecton Architects
Terraink
The Architectural Team
City of Boston
The Foundation Architects
TMS Architects
Treanor Architects
UDA Architects
Urbgardens, LLC
Wilson Architects
Wolf Architects
Wollaston Foundry & Machine, LLC
WSP | Parson Brinckerhoff
YouthBuild Boston